















Benjamin Adlard Phonics and Grammar Progression

Y3	A1 <i>I'm learning French</i>	A2 <i>Animals</i>	S1 <i>Instruments</i>	S2 <i>Fruits</i>	SU1 <i>Vegetables</i>	SU2 <i>I Can</i>
<p>Phonics</p>	<p>Phonics lesson focus (lesson1): <i>Ch ou on oi</i></p> <div style="border: 1px solid blue; padding: 5px;"> <p>sound in:</p> <p>oi • trois 3 • noir </p> <p>sound in:</p> <p>on • marron </p> <p>sound in:</p> <p>ou • rouge </p> <p>&</p> <p>silent letters</p> <p>There are many last consonant silent letters in French. The final letter 's' is silent in the words 'Paris', 'trois' and 'gris'. The final 't' is silent in 'vert' and 'violet'.</p> </div>	<p>Phonics lesson focus (lesson2): <i>I in ique ille</i></p> <p>Unit phonics:</p> <div style="border: 1px solid blue; padding: 5px;"> <p>sound in:</p> <p>ch • cheval </p> <p>sound in:</p> <p>ou • souris </p> <p>sound in:</p> <p>on • cochon </p> <p>• mouton </p> <p>sound in:</p> <p>oi • oiseau </p> <p>&</p> <p>silent letters</p> <p>There are many last consonant silent letters in French. The final letter 'd' is silent in the word 'canard'.</p> </div>	<p>Phonics lesson focus (lesson 3): <i>eau eux é è e</i></p> <p>Revisit previously taught phonics.</p> <p>Unit phonics :</p> <div style="border: 1px solid blue; padding: 5px;"> <p>sound in:</p> <p>ou • joue </p> <p>sound in:</p> <p>on • violon</p> <p>&</p> <p>guttural 'r'</p> <p>The 'r' sound in French is guttural made from the back of the throat like in the words 'triangle', 'guitare' and 'clapnettle'.</p> <p>&</p> <p>silent letters</p> <p>There are many last consonant silent letters in French. The final letter 's' is silent in the word 'les' and 'des', pronounced almost like 'leh' and 'deh'.</p> </div>	<p>Phonic lesson (lesson 4) <i>qu gne ç en an</i></p> <p>Revisit previously taught phonics.</p> <p>Unit phonics :</p> <div style="border: 1px solid blue; padding: 5px;"> <p>sound in:</p> <p>oi • poire </p> <p>&</p> <p>guttural 'r'</p> <p>The 'r' sound in French is guttural made from the back of the throat like in the words 'fraise', 'orange' and 'cepe'.</p> <p>&</p> <p>silent letters</p> <p>There are many last consonant silent letters in French. The final letter 's' is silent in the word 'leg'. It will be pronounced almost like the 'leh' in English.</p> </div>	<p>Revisit previously taught phonics via flashcards.</p> <p>Unit phonics:</p> <div style="border: 1px solid blue; padding: 5px;"> <p>sound in:</p> <p>ch • champignons </p> <p>sound in:</p> <p>on • oignons </p> <p>&</p> <p>silent letters</p> <p>There are many last consonant silent letters in French. The final 's' is silent in the word 'leg' and pronounced similar to the English sound 'leh'. However, if it is followed by a noun that starts with a vowel like 'oignons', 'épinards' or 'aubergines' the 's' in 'leg' will be pronounced almost like a 'z' sound. This is called liaison.</p> </div>	<p>Revisit previously taught phonics via flashcards.</p> <p>Unit phonics:</p> <div style="border: 1px solid blue; padding: 5px;"> <p>sound in:</p> <p>ch • chanter </p> <p>sound in:</p> <p>ou • jouer d'un instrument </p> <p>&</p> <p>silent letters</p> <p>There are many last consonant silent letters in French. The final letter 'x' is silent in the word 'peux'.</p> </div>
<p>Grammar</p>	<p>The difference between the 2 determiners for 'a/an' seen in this unit:</p> <p>un une</p> <p>How and when to use the high-frequency irregular verb 'I am' in French:</p> <p>je suis</p> <p><i>I am</i></p>	<p>The 3 articles/determiners in French for 'the' seen in this unit:</p> <p>le la les</p> <p>How to use the high-frequency regular verb 'I play' in French when saying 'I play an instrument':</p> <p>je joue <i>I play</i></p> <p>+ du / de la / des</p> <p><i>masculine feminine plural</i></p>	<p>Nouns in French can be masculine or feminine and singular or plural. This means that determiners can have different forms in French.</p> <p>un une</p> <p><i>Singular determiner 'a'</i></p> <p>les</p> <p><i>Plural determiner 'the'</i></p>	<p>The plural form of the determiner 'the' in French (les) does not change in masculine or feminine form.</p> <p>les <i>Plural determiner 'the'.</i></p> <p>To become more familiar with and use the high frequency verb 'je voudrais' (I would like) in French.</p> <p>je voudrais</p> <p><i>I would like...</i></p>	<p>'Je peux' (I am able) is the first person conjugation of the verb 'pouvoir' (to be able). It is always followed an infinitive.</p> <p>je peux</p> <p><i>I am able...</i></p> <p>In the negative form the structure is: 'Je ne peux pas'.</p> <p>je ne peux pas</p> <p><i>I am not able...</i></p>	

Benjamin Adlard Phonics and Grammar Progression

Y4	A1 Presenting myself	A2 My family	S1 In the classroom	S2 At the tea room	SU1 Goldilocks and the Three Bears	SU2 What is the weather?
Phonics	<p>Revisit previously taught phonics via flashcards.</p> <p>Unit phonics:</p> <div data-bbox="286 555 533 849" style="border: 1px solid blue; padding: 5px;"> <p>in sound in: • cinq 5 sound in: • huit 8 • dix 10</p> <p>silent letters & There are many last consonant silent letters in French. The final letter 's' is silent in the words 'Paris' and 'Londres'.</p> <p>elision Elision is a type of contraction. The last letter of a word is dropped and replaced with an apostrophe. It is attached to the word that follows beginning with a vowel, so 'je' becomes 'j' as in 'j'habite' as an 'h muet' acts like a vowel in 'habite'.</p> </div>					

Benjamin Adlard Phonics and Grammar Progression

Y5	A1 <i>Do you have a pet?</i>	A2 <i>The date?</i>	S1 <i>My home</i>	S2 <i>Traditions and celebrations</i>	SU1 <i>Clothes</i>	Su2 <i>The Olympics</i>
<p><i>Phonics</i></p>	<p><i>Revisit previously taught phonics via flashcards.</i></p> <p>Unit phonics:</p> <div data-bbox="255 544 555 900" style="border: 1px solid blue; padding: 5px;"> </div>	<p><i>Revisit previously taught phonics via flashcards.</i></p> <p>Unit phonics:</p> <div data-bbox="607 544 815 798" style="border: 1px solid blue; padding: 5px;"> </div>	<p><i>Revisit previously taught phonics via flashcards.</i></p> <p>Unit phonics:</p> <div data-bbox="869 587 1146 919" style="border: 1px solid blue; padding: 5px;"> </div>	<p><i>Revisit previously taught phonics via flashcards.</i></p> <p>Unit phonics:</p> <div data-bbox="1189 587 1467 911" style="border: 1px solid blue; padding: 5px;"> </div>	<p><i>Revisit previously taught phonics via flashcards.</i></p> <p>Unit phonics:</p> <div data-bbox="1516 587 1816 948" style="border: 1px solid blue; padding: 5px;"> </div>	<p><i>Revisit previously taught phonics via flashcards.</i></p> <p>Unit phonics:</p> <div data-bbox="1848 587 2148 919" style="border: 1px solid blue; padding: 5px;"> </div>
<p><i>Grammar</i></p>	<p>Grammar Nouns (gender) Lesson 1 ***</p>	<p>Grammar Partitive articles (some) Lesson 1 ***</p>	<p>Grammar Regular verbs Lesson 3** (ER verb endings)</p> <p>Grammar below to be covered in flashbacks.</p>	<p>Grammar Regular verbs Lesson 4** (IR verb endings)</p> <p>Grammar below to be covered in flashbacks.</p>	<p>Grammar Regular verbs Lesson 5** (RE verb endings)</p> <p>Grammar below to be covered in flashbacks.</p>	<p>Grammar Regular verbs Lesson 6** (revision of EI, IR and RE verb endings)</p> <p>Grammar below to be covered in flashbacks.</p>

Benjamin Adlard Phonics and Grammar Progression

	<p style="text-align: right;"><i>grammar</i></p> <p>To understand the role of gender in the choice of determiners.</p> <p style="text-align: center;">un une</p> <p><i>Singular determiner 'a' for masculine nouns</i> <i>Singular determiner 'a' for feminine nouns</i></p> <p>1st person conjugation of high frequency verbs.</p> <p style="text-align: center;">j'ai <i>I have</i></p> <p>How to use the negative form in French.</p> <p style="text-align: center;">Je n'ai pas de...</p> <p style="text-align: center;"><i>I do not have...</i></p>	<p style="text-align: right;"><i>grammar</i></p> <p>Days of the week and months of the year do not have capital letters unless they are at the start of a sentence in French.</p> <p style="text-align: center;">Aujourd'hui, c'est lundi huit juillet.</p> <p style="text-align: center;"><i>Today is Monday eighth July.</i></p> <p>No capital letter in the phrase above for the day of the week 'Monday' or the month 'July' in French.</p>	<p style="text-align: right;"><i>grammar</i></p> <p>To fully understand the role of gender in the choice of determiners:</p> <p style="text-align: center;">un salon une cuisine</p> <p><i>Singular determiner 'a' for masculine nouns</i> <i>Singular determiner 'a' for feminine nouns</i></p> <p>To understand better how to use the negative in French:</p> <p style="text-align: center;">Chez moi, il y a un salon. Chez moi, il n'y a pas de salon.</p> <p>1st person conjugation of high frequency verbs.</p> <p style="text-align: center;">j'habite</p> <p style="text-align: center;"><i>I live</i></p>	<p style="text-align: right;"><i>grammar</i></p> <p>There is no specific grammar taught in this unit. However, the concept of adjectival agreement is reinforced in the lessons.</p> <p>In French, adjectives come after the noun and must agree with the gender and number of the noun and determiner:</p> <p style="text-align: center;">C'est une fête française.</p> <p style="text-align: center;"><i>It is a French festival.</i></p> <p>Here the adjective changes ending to agree with the feminine noun 'fête'. However, if the adjective already ends in -é, we must add another 'e':</p> <p style="text-align: center;">C'est une fête colorée et animée.</p> <p style="text-align: center;"><i>It is a colourful and lively festival.</i></p>	<p style="text-align: right;"><i>grammar</i></p> <p>To understand the role of gender in the choice of possessives.</p> <p style="text-align: center;">mon pull ma jupe</p> <p><i>Singular possessive 'my' for masculine nouns</i> <i>Singular possessive 'my' for feminine nouns</i></p> <p style="text-align: center;">mes gants</p> <p><i>Plural possessive 'my' for feminine and masculine nouns</i></p> <p>To understand adjectival agreement. E.g.</p> <p style="text-align: center;">Ma jupe verte.</p> <p><i>Spelling of the colour (adjective) 'green' changes in French depending on the gender of the noun.</i></p> <p>1st person conjugation of high frequency verbs.</p> <p style="text-align: center;">je porte <i>I wear</i></p>	<p style="text-align: right;"><i>grammar</i></p> <p>To understand agreement rules better and that nouns can change spelling depending on the gender of the person they are describing.</p> <p style="text-align: center;">Il est boxeur. Elle est boxeuse.</p> <p style="text-align: center;"><i>He is a boxer. She is a boxer.</i></p> <p>Understanding better that the determiner is often dropped when the sport is used with the verb 'faire' (to do a sport).</p> <p style="text-align: center;">Je fais de l'escrime. <i>I do fencing.</i></p>
<p><i>As-tu un animal ?</i></p>						

Benjamin Adlard Phonics and Grammar Progression

Y6	School	The weekend	Healthy lifestyle	Planets	Me and my world	Habitats
Phonics	<p><i>Revisit previously taught phonics via flashcards.</i></p> <p>Unit phonics:</p> <div style="border: 1px solid blue; padding: 5px; margin-top: 10px;"> <p>qu sound in: • informatique • musique</p> <p>ç sound in: • français</p> <p>an sound in: • amusant • intéressant</p> <p>en sound in: • sciences</p> <p>& silent letters There are many last consonant silent letters in French. The final letter 's' is silent in the word 'aimes' and the 'x' is silent in the word 'ennuyeux'.</p> </div>	<p><i>Revisit previously taught phonics via flashcards.</i></p> <p>Unit phonics:</p> <div style="border: 1px solid blue; padding: 5px; margin-top: 10px;"> <p>qu sound in: • informatique • musique</p> <p>an sound in: • bandes dessinées</p> <p>en sound in: • Je prends mon déjeuner</p> <p>& silent letters There are many last consonant silent letters in French. The final letter 's' is silent in the word 'bois', 'fruits', 'légumes' and 'noisettes'. The 't' is silent in 'complé' and 'chocolat'.</p> <p>liaison The normally silent 'x' on 'deux' is pronounced when followed by 'heures'. The 'x' almost sounds like an 'z'. This is called a liaison.</p> </div>	<p><i>Revisit previously taught phonics via flashcards.</i></p> <p>Unit phonics:</p> <div style="border: 1px solid blue; padding: 5px; margin-top: 10px;"> <p>qu sound in: • électroniques</p> <p>an sound in: • manger • santé • mélangez • viande</p> <p>& silent letters There are many last consonant silent letters in French. The final letter 's' is silent in the word 'bois', 'fruits', 'légumes' and 'noisettes'. The 't' is silent in 'complé' and 'chocolat'.</p> <p>guttural 'r' The 'r' sound in French is guttural from the back of the throat like in the words 'Uranus', 'Terre', 'Mercure', 'Saturne', 'Jupiter', 'Mars' and 'rouge'.</p> </div>	<p><i>Revisit previously taught phonics via flashcards.</i></p> <p>Unit phonics:</p> <div style="border: 1px solid blue; padding: 5px; margin-top: 10px;"> <p>an sound in: • grand(e)</p> <p>qu sound in: • quel • pourquoi</p> <p>& silent letters There are many last consonant silent letters in French. The final letter 's' is silent in the word 'planètes'. The 't' is silent in 'et' – it is pronounced almost like the English sound 'eh'.</p> <p>guttural 'r' The 'r' sound in French is guttural from the back of the throat like in the words 'Uranus', 'Terre', 'Mercure', 'Saturne', 'Jupiter', 'Mars' and 'rouge'.</p> </div>	<p><i>Revisit previously taught phonics via flashcards.</i></p> <p>Unit phonics:</p> <div style="border: 1px solid blue; padding: 5px; margin-top: 10px;"> <p>qu sound in: • plastique</p> <p>ç sound in: • français</p> <p>an sound in: • franc</p> <p>en sound in: • environnement</p> <p>& silent letters There are many last consonant silent letters in French. The final letter 's' is silent in the word 'Paris'. The 'nt' is silent in the 3rd person plural conjugation (trouvent) of the verb 'trouver' to find.</p> </div>	<p><i>Revisit previously taught phonics via flashcards.</i></p> <p>Unit phonics:</p> <div style="border: 1px solid blue; padding: 5px; margin-top: 10px;"> <p>qu sound in: • arctique</p> <p>ç sound in: • queue</p> <p>ç sound in: • balancant</p> <p>en sound in: • endroit</p> <p>& silent letters There are many last consonant silent letters in French. The final letter 's' is silent in the words 'habitat' and 'bras'. The 't' is silent in the words 'et' (almost like the English sound 'eh'). The '-nt' is silent in the 3rd person plural conjugations of the verbs 'habiter' and 'pousser' (habitent and poussent).</p> </div>
Grammar	<p>Grammar Irregular verbs Lesson 1**</p> <p>Grammar below to be covered in flashbacks.</p> <div style="border: 1px solid green; padding: 5px; margin-top: 10px;"> <p>To fully understand the role of gender and plurality in the choice of determiner.</p> <p>le français Singular determiner 'for the masculine noun.'</p> <p>la musique Singular determiner 'for the feminine noun.'</p> <p>les sciences Plural determiner 'for the plural noun.'</p> <p>The 1st person conjugation of the verb 'habiter' (to study):</p> <p>J'étudie le français. I study French.</p> </div>	<p>Grammar Irregular verbs Lesson 2**</p> <p>Grammar below to be covered in flashbacks.</p> <div style="border: 1px solid green; padding: 5px; margin-top: 10px;"> <p>To make sentences longer, more complex and interesting with opinions.</p> <p>Le week-end je regarde la télé à dix heures et quart et à onze heures et demie je vais à la piscine. C'est génial!</p> <p>At the weekend watch TV at 10.15 and at 11.30 go to the swimming pool. It's great!</p> <p>To use a wider range of conjunctions:</p> <p>après after aussi also plus tard later</p> <p>The 1st person conjugation of a wider range of verbs:</p> <p>j'écoute je lis je regarde</p> <p>I listen I read I watch</p> </div>	<p>Grammar Irregular verbs Lesson 3**</p> <p>Grammar below to be covered in flashbacks.</p> <div style="border: 1px solid green; padding: 5px; margin-top: 10px;"> <p>The first person conjugation of high frequency verbs:</p> <p>je mange je bois</p> <p>I eat from the verb 'manger' to eat. I drink from the verb 'boire' to drink.</p> <p>Use of the negative:</p> <p>Je ne mange pas de. Je ne bois pas de.</p> <p>I do not eat I do not drink</p> </div>	<p>Grammar Irregular verbs Lesson 4**</p> <p>Grammar below to be covered in flashbacks.</p> <div style="border: 1px solid green; padding: 5px; margin-top: 10px;"> <p>To use a range of adjectives, conjunctions and intensifiers to describe the Solar System, and make sentences longer, more complex and interesting.</p> <p>La planète Jupiter est assez froide, très grande et lumineuse.</p> <p>The planet Jupiter is quite cold, very big and bright.</p> <p>Apply adjectival agreement rules:</p> <p>petit(e) rouge gazeux/gazeuse</p> <p>Add an 'e' to make the adjective match in gender and number with the noun. If the adjective ends in 'e' and the noun is plural, add 's'.</p> <p>Use a wider range of adjectives to describe characters:</p> <p>patient(e) calme curieux/curieuse</p> <p>patient calm curious</p> </div>	<p>Grammar Irregular verbs Lesson 5**</p> <p>Grammar below to be covered in flashbacks.</p> <div style="border: 1px solid green; padding: 5px; margin-top: 10px;"> <p>To accurately use the 1st person conjugation of high frequency verbs.</p> <p>je m'appelle j'ai</p> <p>I am called from the verb 's'appeler' (to be called) I have from the verb 'avoir' (to have)</p> <p>j'habite je parle</p> <p>I live from the verb 'habiter' (to live) I speak from the verb 'parler' (to speak)</p> <p>je vais</p> <p>I go from the verb 'aller' (to go)</p> </div>	<p>Grammar Irregular verbs Lesson 6**</p> <p>Grammar below to be covered in flashbacks.</p> <div style="border: 1px solid green; padding: 5px; margin-top: 10px;"> <p>To begin to explore how verbs can be split differently depending on who is doing the action.</p> <p>pousser Les algues poussent dans l'Arctique.</p> <p>to grow Seaweed grows in the ocean.</p> <p>habiter L'ours blanc habite dans l'Arctique.</p> <p>to live The white polar bear lives in the Arctic.</p> </div>

Benjamin Adlard Phonics and Grammar Progression

--	--	--	--	--	--	--